




HYDRAULICS

# CEJN's Hydraulic Range

*- Synonymous with quality, high performance and safety*





## Content



- 04**      **MADE IN SWEDEN**  
About CEJN – global strength with strong local connections.
- 

- 06**      **BEST HYDRAULIC PARTNER IN THE WORLD**  
The visions that drive us in our everyday work.
- 

- 08**      **HYDRAULIC FEATURES**  
Features for increased quality and performance.
- 

- 09**      **PRESSURE RELIEF FEATURE**  
Superior pressure relief for increased user benefits.
- 


- 10**      **HYDRAULIC RANGE**  
A hydraulic range for a wide range of applications.
- 

- 17**      **ADDITIONAL PRODUCT RANGE**  
A wide product range for all types of media.
- 

- 18**      **SPECIAL HYDRAULIC SOLUTIONS**  
Developing products in close cooperation with customers.





A photograph of three men in business attire. On the left, a man with glasses (Kenneth Kjellberg) is leaning over a laptop. In the center, a man (Welson Wang) is pointing at the laptop screen with a pen. On the right, another man (Claes Enquist) is looking at the laptop. A large, semi-transparent world map is overlaid on the top right of the image.

KENNETH KJELLBERG  
Design Manager

CLAES ENQUIST  
Regional Manager

WELSON WANG  
Managing Director China

## Global Strength in Local Presence

*Cooperating across borders and markets is a natural way for us to work and ensures us that we design and deliver the best possible product solutions for all our customers. Our close-knit international organization is dedicated to provide its customers with quick, flexible and creative products and product support.*



**CEJN Corporate Headquarter**  
CEJN AB  
Skövde, Sweden

**CEJN Sales Offices:**  
CEJN Norden AB  
Skövde, Sweden

CEJN Denmark Aps  
Esbjerg, Denmark

CEJN Product GmbH  
Troisdorf, Germany

CEJN France S.A.S  
Paris, France

CEJN AG  
Cham, Switzerland

CEJN Italy S.R.L.  
Milan, Italy

CEJN Ibérica S.L.  
Barcelona, Spain

CEJN Industrial Corporation  
Chicago, USA

CEJN Do Brasil LTDA  
Curitiba, Brazil

CEJN Australia PTY Limited  
Sydney, Australia

CEJN Japan Corporation  
Tokyo, Japan

CEJN Products Far East PTE LTD.  
Singapore City, Singapore

CEJN Products Far East CO, LTD.  
Seoul, Korea

CEJN Shanghai Fluid Systems CO LTD  
Shanghai, China

CEJN Products India Pvt. Ltd.  
Bangalore, India



ISO 9001 certified since 1995.  
ISO 14001 certified since 2006.

# Made in Sweden By CEJN

*You will find the corporate head quarter for the global company CEJN in the heart of Sweden. "Made in Sweden" is for us a seal of high industrial quality. Add "by CEJN" and you get an assurance of ingenuity and superior performance. Qualities that pay for themselves – just ask our ever-growing customer base!*

## OUR QUALITY – YOUR SECURITY

Quality, innovation and commitment are some of the core values that make up the foundation of our company. It means that we secure the quality in each step of the product cycle – from development to production and that we continually tests and assess our products. It also stands for creating long-term customer relationships based on trust and commitment. All in all it means that you can feel secure in our relationship and trust that you will receive high quality products and the best possible service.

## ACT LOCAL – THINK GLOBAL

CEJN's main production is located in Sweden, but as a company, we are represented on all major markets with dedicated sales engineers, product specialists and designers. Everything we do is based on our close contact with our customers and our local market know-how. Knowledge that we bring into our global business and product development. The size and flexibility of our global organization provides us with the means to offer standardized mass-produced products as well as product adaptations and specialized quick connect solutions.

## QUALITY IN ALL STEPS – ENVIRONMENTAL FOCUS

We proudly recognize our reputation as a manufacturer of high quality products, but we never take it for granted. We constantly work to improve our products and ourselves and to keep providing the market with new innovative quick connect products. Working with an environmental focus is important to us and to our customers. Our products are developed to minimize negative effects on the environment – such as the flat-face range that minimizes oil spillage and the air range that lowers energy consumption. All products are of course produced in chrome-6 free processes and our production units are certified according to environmental standard ISO 14001.

*As our customer you can rest assured that we have your best interest in mind at all times!*





**JONAS OLAUSSON**  
Product Manager

**MARKUS LILJEGREN**  
Technical Designer

## **A close cooperation creates new solutions**

*Whether it is a standardized product or a unique solution for a specific customer all designers and product managers work according to our product development model to ensure effective project handling, customer involvement and a high quality product result.*

# The Best Hydraulic Partner in the World!

## DEVELOPMENT MODEL



Each part of the development model contains several steps, depending on the scope of the project.

*Our vision might be bold but we wouldn't say it if we didn't believe we could carry it out. We have the experience, the competence, the capacity, the quality and the service. Our high demand on ourselves and on our products speaks for itself. When working with us you can expect the best from our products and from our staff. Our ambitions demand nothing but the best for our customers!*

## MORE THAN 50 YEARS EXPERIENCE

We know what we are doing. Connecting components, tools and machine units have been our business for more than 50 years. We are proud of our long history and our past accomplishments but are nowhere near ready to settle back and relax. Providing our customers with high performing quick-connect solutions is what we live for. Our expertise in quick connect technology, experience in low to extreme high pressures, and our wide range of high performing coupling products provides us with a strong foundation to handle any quick connect challenge we face.

## YOUR NEW QUICK CONNECT PARTNER

Our experience provides us with a solid foundation to extend our product range into new application fields. Widening our standard range of hydraulic quick connect products was therefore a natural next step. We are now able to provide our customers with a full range of products for all types of hydraulic applications. Our hydraulic products cover a wide range of performance demands, application environments and sizes. Let us be your one-stop-shop for your hydraulic coupling needs – in fact let us be your one-stop-shop for all your quick connect need. Our wide range of standard couplings includes so much more. Quick connect couplings for fluids, gas, compressed air and high-pressure hydraulics, hydraulic plug-in connectors and multi-consoles for a wide range of media are all part of our standard range.

## SPECIAL SOLUTIONS

CEJN is also so much more than its standard range. Providing our customers with product adaptations and special solutions is our strongest growing business. The need to connect components quickly, safely and securely exists in all industries and are becoming more and more important. Among our many collaborations over the years are solutions to minimize production lead times, manifolds to ensure proper multi-line connections every time and products for easy and ergonomic usages, just to mention a few. Every customer has their own individual needs and reasons for adopting quick connect technology and we are there to help no matter the industry segment, application area or geographical location.

*Your one-stop-shop for all your quick connect needs!*





## Environment

*- contributing to a better world*

As a ISO 14001 certified company, CEJN considers the protection of our environment to be essential and aim to develop and produce as environmentally friendly products as possible.

Several of our product series are designed with a Flat-Face surface that minimizes the hydraulic spillage during connection and disconnection. Thus preventing environmental pollution and the associated costly cleanup measures.

No CEJN-product contains chrome-6 and all our products are produced in a chrome-6 free process.

## Flat-Face Design

*- protecting the environment  
and the hydraulic system*

The Flat-Face design minimize hydraulic spillage during connection and disconnection. Thus preventing environmental pollution and the associated, costly cleanup measures. The easy to clean surface also ensures a continually good system performance by preventing dust and debris to enter the system.

Flat-Face style couplings are available in the following versions: X62, X64, X65, X66 and screw to connect



## High Working Pressure

*- for a more versatile application range*

With an approved working pressure up to 50 MPa in static applications, the products in the CEJN Hydraulic Range feature a higher working pressure than other products on the market. The specified working pressure is approved for all types of applications – applications featuring a frequency higher than 1 hz are approved to working pressures according to the adherent ISO Standard.




## Stringent Tests

*- ensuring flawless quality*

Each product is subjected to a thorough testing process both before the product is approved for production and then during production. In the production phase, several tests are made to ensure a high-quality, leak-free product. This to make sure that each product, at a minimum, fulfills the latest customer and market demands as well as our own stringent requirements.







1 Showing an X64 nipple during connection. When connected the pressure relief valve opens and the pressure is punctuated. Once the pressure is equalized the nipple is easily connected



2 The coupling and nipple fully connected.

## Pressure Eliminator

*- superior pressure relief for increased user benefits*

### RESIDUAL PRESSURE

Residual pressure is mostly caused by expanding oil due to elevated temperatures and results in a substantially increased connection force making the coupling and nipple virtually unconnectable. These types of problems are usually solved by unscrewing some of the threaded connections to bleed out the residual pressure or puncture the pressure by force. In doing so, the surfaces of the coupling or nipple are usually damaged, the frequency of costly down times is increased and the risk of environmentally dangerous leaks becomes higher.

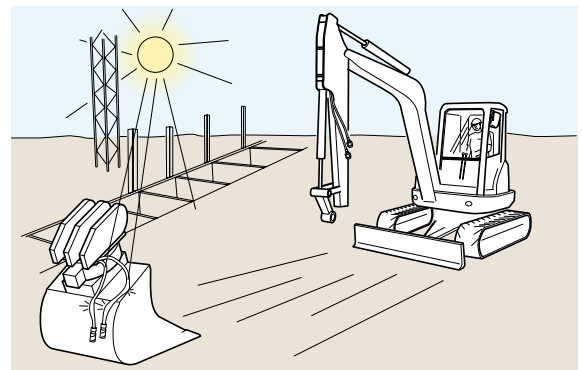
### PRESSURE RELIEF

With a built-in pressure eliminator the residual pressure is punctuated during connection and the pressure is equalized making it possible to connect the hydraulic system without the need for extensive force. Consequently, a fast and easy connection process is ensured and hydraulic spillage is eliminated.

### PRODUCTS

Series X64 features an integrated pressure eliminator nipple. They are interchangeable with the ISO Standard 16028 and therefore an excellent choice for CEJN Series X62 and X65.


The Nordic Range, steel version, feature both couplings and nipples with pressure eliminators.



### WORKING ENVIRONMENT

#### WITH PRESSURE ELIMINATOR

#### WITHOUT PRESSURE ELIMINATOR



## Series X65

– Series 165, 265, 365, 565, 665, 765 and 065

CEJN Series X65 quick connect couplings and nipples are compliant with the ISO 16028 Standard and have many sought-after features that protect both the environment and hydraulic system from pollution. An extra security locking offers added protection against involuntary disconnection. Their Flat-Face design minimizes spillage during connection and disconnection and dust caps are available to further protect against environmental and system contamination. A Push-Pull version for panel mounting is available in DN 6.3 to DN 19.

The Series are made of plated steel and are available in seven sizes ranging from DN 5 to DN 25. They are one-hand operated and due to their combination of functionality, safety and sturdy design they are suitable for tough hydraulic applications.



### Technical Data

**Nominal flow diameter** ..... DN 5 (165), DN 6.3 (265), DN 10 (365), DN 12.5 (565),  
DN 16 (665), DN 19 (765), DN 25 (065)  
**Rated flow** ..... up to 189 l/min (41.6 GPM UK)\*  
**Max. working pressure, connected** ..... up to 72 MPa

**Temperature range** ..... -30°C to +100°C (-22°F to +212°F)  
**Material, coupling** ..... Steel (zinc passivation)  
**Material, nipple** ..... Hardened steel (zinc passivation)  
**Material, seal** ..... Nitrile (NBR), other sealing materials on request

\* Rated flow is measured at 0.1 MPa pressure drop.

## Series X64

– Series 264, 364, 564, 664 and 764

CEJN Series X64 offer quick-connect nipples with a built-in pressure eliminator that does not make their design unnecessarily large and bulky. The pressure eliminator solves problems with high connection force due to residual pressure on the nipple side. It punctures the residual pressure and ensures a low connection force without any hydraulic leakage. The Series are interchangeable with the ISO 16028 Standard and therefore a suitable complement to Series X62 and X65.

The Series are made of plated steel, offered in five sizes ranging from DN 6.3 to DN 19 and are suitable for applications where residual pressure on the nipple side is a problem.



### Technical Data

**Nominal flow diameter** ..... DN 6.3 (264), DN 10 (364), DN 12.5 (564),  
DN 16 (664), DN 19 (764)  
**Rated flow** ..... up to 105 l/min (23.1 GPM UK)\*  
**Max. working pressure, connected** ..... up to 50 MPa

**Temperature range** ..... -30°C to +100°C (-22°F to +212°F)  
**Material, nipple** ..... Hardened steel (zinc passivation)  
**Material, seal** ..... Nitrile (NBR), other sealing materials on request

\* Rated flow is measured at 0.1 MPa pressure drop.

# Series X62

– Series 262, 362, 562 and 962

CEJN Series X62 include quick connect couplings and nipples designed to be interchangeable with the ISO 16028 Standard. The Series have an additional security locking, a Flat-Face design and available with dust caps for both the coupling and nipple. These features not only guard against environmental pollution but also prevent contaminants entering the hydraulic system. The X62 require only one hand for operation which ensures fast and easy connection and disconnection.

The Series are made of plated steel and are available in four sizes ranging from DN 6.3 to DN 25. Their many features and sturdy design were developed to suit the less stringent demands of hydraulic applications with a maximum working pressure of 22 MPa.



## Technical Data

**Nominal flow diameter** ..... DN 6.3 (262), DN 10 (362), DN 12.5 (562), DN 25 (962)  
**Rated flow** ..... up to 189 l/min (41.6 GPM UK)\*  
**Max. working pressure, connected** ..... up to 25 MPa

**Temperature range** ..... -30°C to +100°C (-22°F to +212°F)  
**Material, coupling** ..... Steel (zinc passivation)  
**Material, nipple** ..... Hardened steel (zinc passivation)  
**Material, seal** ..... Nitrile (NBR)

\* Rated flow is measured at 0.1 MPa pressure drop.

# Series X66

– Series 266, 366, 566 and 766

CEJN Series X66 consist of quick connect couplings and nipples dimensionally designed in accordance with the ISO 16028 Standard. The one-hand operated Series, offer features that both guard against environmental pollution as well as keep dust and debris from entering the hydraulic system. An extra security locking prevents involuntary disconnection and the Flat-Face design keeps spillage during connection and disconnection to a minimum. In addition, dust caps are available as an additional safety measure to further protect the environment and hydraulic systems from contaminants.

The Series are made of stainless steel AISI 316 and are available in four sizes ranging from DN 6.3 to DN 19. Due to their many sought-after features in combination with functionality, safety and sturdy design the Series X66 are especially suitable for hydraulic/ fluid applications with corrosive media or in corrosive environments such as the offshore, chemical, paper/pulp and food industries.



## Technical Data

**Nominal flow diameter** ..... DN 6.3 (266), DN 10 (366), DN 12.5 (566),  
DN 19 (766)  
**Rated flow** ..... up to 100 l/min (22.0 GPM UK)\*  
**Max. working pressure, connected** ..... 25 MPa

**Temperature range** ..... -20°C to +205°C (-4°F to +401°F)  
**Material, coupling** ..... Stainless steel, AISI 316  
**Material, nipple** ..... Stainless steel, AISI 316  
**Material, seal** ..... Viton (FPM), other sealing material on request

\* Rated flow is measured at 0.1 MPa pressure drop.



# Nordic Standard

– Series 525 (DN 6.3 to DN 25), made of steel

CEJN Series 525 are a “Nordic standard” where a heavy-duty design ensures maximum durability and high performance even in the roughest environments with the toughest application demands. The Series are equipped with an additional security locking that protects against involuntary disconnection and an extra sealing function to improve the Series’ sealing performance. Available is also an optional pressure eliminator facilitating a low-to-connect force even when either half is under residual pressure.

The Series are made of plated steel and those parts exposed to extreme strain and stress are made of hardened steel for extra protection. The Series are offered in five different sizes ranging from DN 6.3 to DN 25. Dust caps are available for both coupling and nipple in all five sizes. Their combined advantages make them suitable for all kinds of mobile and industrial hydraulic applications.



## Technical Data

**Nominal flow diameter** ..... DN 6.3, DN 10, DN 12.5, DN 20, DN 25  
**Rated flow** ..... up to 425 l/min (93.5 GPM UK)\*  
**Max. working pressure, connected** ..... up to 45 MPa  
**Temperature range** ..... -30°C to +100°C (-22°F to +212°F)

**Material, coupling** ..... Steel (zinc passivation)  
**Material, nipple** ..... Hardened steel (zinc passivation)  
**Material, seal** ..... Nitrile (NBR)

\* Rated flow is measured at 0.4 MPa pressure drop.

# Nordic Standard

– Series 526 (DN 6.3 to DN 25), made of stainless steel

CEJN Series 526 are a “Nordic standard” with a sturdy design for maximum durability and high performance even in the roughest environments with the toughest application demands. The Series feature an additional security locking to protect the system from unintentional disconnection and an extra sealing function to improve the Series’ sealing performance.

The Series are made of stainless steel AISI 316 and are offered in five different sizes ranging from DN 6.3 to DN 25. Dust caps are available for both coupling and nipple in all five sizes. The Series’ combined advantages make them suitable for all kinds of mobile and industrial hydraulic applications.



## Technical Data

**Nominal flow diameter** ..... DN 6.3, DN 10, DN 12.5, DN 20, DN 25  
**Rated flow** ..... up to 425 l/min (93.5 GPM UK)\*  
**Max. working pressure, connected** ..... up to 30 MPa  
**Temperature range** ..... -20°C to +205°C (-4°F to +401°F)

**Material, coupling** ..... Stainless steel, AISI 316  
**Material, nipple** ..... Stainless steel, AISI 316  
**Material, seal** ..... Viton (FPM)

\* Rated flow is measured at 0.4 MPa pressure drop.

# CEJN's Classic Hydraulic Range

– Series 325, 415, 605 and 705

Included in CEJN's Classic Range are quick connect couplings and nipples with extremely small external dimensions as well as extremely low connection force. These features enable a quick one-hand operating process. A combination that not only saves time but also minimizes the physical stress of the operators. Dust caps are included as standard in order to prevent dust and debris from entering the system.

The Series are made of high-grade steel and are available in four sizes ranging from DN 6.2 to DN 19. Their high flow, extremely small size and low connection force make them the perfect choice for demanding hydraulic applications. They are especially suitable in applications where space is limited and, for ergonomic reasons, when they are frequently operated, e.g. in test benches.



## Technical Data

**Nominal flow diameter** ..... DN 6.2 (325), DN 8.9 (415), DN 14.5 (605),  
DN 19 (705)  
**Rated flow** ..... up to 290 l/min (63.8 GPM UK)\*  
**Max. working pressure, connected** ..... up to 32 MPa

**Temperature range** ..... -30°C to +100°C (-22°F to +212°F)  
**Material, coupling** ..... Plated steel  
**Material, nipple** ..... Hardened plated steel  
**Material, seal** ..... Nitrile (NBR), other sealing materials on request

\* Rated flow is measured at 0.4 MPa pressure drop.

# Flat-Face Screw-Couplings

– Series 585, 685 and 785

CEJN's Flat-Face designed screw-to-connect couplings are specially adapted to suit demanding industrial applications. The Series have a working pressure of 55 MPa and can be connected and disconnected under high residual pressure.

The Series are made of plated steel with high-stressed components made of hardened steel for extra protection. The couplings and nipples are available in three sizes ranging from DN 12.5 to DN 25. Their Flat-Face design in combination with the screw-to-connect design make them ideal for demanding hydraulic applications such as hammer applications, where standard ball-locking type couplings do not meet the requirements.



## Technical Data

**Nominal flow diameter** ..... DN 12.5 (585), DN 19 (685), DN 25 (785)  
**Rated flow** ..... up to 189 l/min (41.6 GPM UK)  
**Max. working pressure, connected** ..... up to 55 MPa

**Temperature range** ..... -20°C to +100°C (-4°F to +212°F)  
**Material, coupling** ..... Steel (zinc plating) and QPQ  
**Material, nipple** ..... Hardened steel (zinc plating) and QPQ  
**Material, seal** ..... Nitrile (NBR)

# ISO A

– Series 395, 495, 595, 695 and 795

CEJN's range of ISO A couplings and nipples are compliant with the ISO 7241-1 A Standard. Their sturdy steel design ensures a long, maintenance free service life even in the toughest environments. As added protection, those parts exposed to extreme strain and stress, such as locking sleeves and nipples, are made of hardened steel. Offered is also an additional Push-Pull version for panel mounting in DN 12.5.

The Series are made of plated steel and are available in five sizes ranging from DN 6.3 to DN 25. Their sturdy design and good performance make them suitable for agriculture and general industrial applications.



## Technical Data

**Nominal flow diameter** ..... DN 6.3 (395), DN 10 (495), DN 12.5 (595),  
DN 20 (695), DN 25 (795)  
**Rated flow** ..... up to 100 l/min (22.0 GPM UK)  
**Max. working pressure, connected** ..... up to 35 MPa

**Temperature range** ..... -20°C to +100°C (-4°F to +212°F)  
**Material, coupling** ..... Steel (zinc plating)  
**Material, nipple** ..... Hardened steel (zinc plating)  
**Material, seal** ..... Nitrile (NBR)

# ISO B

– Series 375, 475, 575, 675 and 775 made of steel

CEJN's range of ISO B steel couplings and nipples are compliant with the ISO 7241-1 B Standard. Their robust design offers a long, trouble free service life even in the roughest environments.

The Series are made of plated steel and all high stress parts, such as the locking sleeve and nipple, are made of hardened steel for extra protection. They are available in five sizes ranging from DN 6.3 to DN 25. The Series' sturdy design in combination with good performance make them suitable for applications such as the iron, steel, oil, food and automotive industry.



## Technical Data

**Nominal flow diameter** ..... DN 6.3 (375), DN 10 (475), DN 12.5 (575),  
DN 20 (675), DN 25 (775)  
**Rated flow** ..... up to 100 l/min (22.0 GPM UK)  
**Max. working pressure, connected** ..... up to 35 MPa

**Temperature range** ..... -20°C to +100°C (-4°F to +212°F)  
**Material, coupling** ..... Steel (zinc plating)  
**Material, nipple** ..... Hardened steel (zinc plating)  
**Material, seal** ..... Nitrile (NBR)



## ISO B

– Series 376, 476, 576, 676 and 776 made of stainless steel

CEJN's range of ISO B stainless steel couplings and nipples are compliant with the ISO 7241-1 B Standard. Their sturdy design facilitates a long maintenance free service life even in the most demanding environments.

The Series are made of stainless steel/brass and available in five sizes ranging from DN 6.3 to DN 25. Their sturdy design and good performance make them suitable for applications such as the offshore, chemical, paper/pulp and food industries.



### Technical Data

**Nominal flow diameter** ..... DN 6.3 (376), DN 10 (476), DN 12.5 (576),  
DN 20 (676), DN 25 (776)  
**Rated flow** ..... up to 100 l/min (22.0 GPM UK)  
**Max. working pressure, connected** ..... up to 25 MPa

**Temperature range** ..... -15°C to +180°C (-5°F to +356°F)  
**Material, coupling** ..... Stainless steel/brass  
**Material, nipple** ..... Stainless steel/brass  
**Material, seal** ..... Viton (FPM)

## Dust Caps & Seal Kits

Available from CEJN are plastic dust caps in order to prevent possibly dangerous environmental pollution and protect the hydraulic system from contaminants. The dust caps are suitable for all couplings and nipples in our hydraulic range. The dust caps are designed so they can, and should, be joined together when the coupling and nipple are connected. This to keep the dust caps free from dust and debris. The pressure monitoring systems are available with plastic dust caps as well as metal screw-on dust caps with wire straps.

Additional seal kits are offered as accessories for the X-Series and Nordic Standard range. The kits facilitate quick maintenance work and prolong the products' service life. Seal kits for the X-Series nipples contain one O-ring and one backup ring to replace the front seal on the nipple. Seal kits for the Nordic Standard couplings contain two O-rings and one backup ring for replacing the outer seals in the coupling.



## Snap-Check

In the Snap-Check range are quick connect couplings and nipples, hoses, pressure gauges and accessories offered to create a custom-made, portable and flexible monitoring system. The large selection of parts ensures a perfect fit no matter the size or complexity of the system.

The couplings and nipples have a maximum working pressure of 60 MPa. This ensures extra long, leak-free service and unsurpassed reliability. The system can also be connected under pressure up to 30 MPa on the nipple side and is available with G, R, NPT, UNF and metric threads. Couplings and nipples are delivered with standard red dust caps to keep them clean and prevent dirt from entering the system. Suitable applications include mobile equipment, injection molding machines, oil and gas equipment, marine vessels and production machinery.



### Technical Data

Max. working pressure, connected ..... 60 MPa  
 Temperature range ..... -30°C to +100°C (-22°F to +212°F)

Material, coupling & nipple ..... Zinc-plated steel  
 Material, seal ..... Nitrile (NBR)  
 Material, hose ..... Polyamide with braided Kevlar

## Press-Check

The Press-Check system is designed and manufactured according to ISO 15171-2 Standard and is interchangeable with several other brands. The system consists of a wide range of screw-to-connect components, test-point nipples, hoses, pressure gauges and accessories to facilitate the creation of a versatile, mobile monitoring system.

The test-point nipples have a maximum working pressure of up to 63 MPa and are able to connect under pressure. The system is available with G, R, NPTF, UNF and metric threads. All test-point nipples are delivered with plastic dust caps or metal screw-on dust caps to guard the components and hydraulic system from dust and debris. Suitable applications besides pressure checking of hydraulic systems are lubrication, nitrogen gas, air bleeding, oil sample drawing and micro hydraulics.



### Technical Data

Max. working pressure, connected ..... up to 63 MPa  
 Temperature range ..... -20°C to +100°C (-4°F to +212°F)

Material, coupling & nipple ..... Zinc plated steel  
 Material, seal ..... Nitrile (NBR)  
 Material, hose ..... Polyamide with braided Kevlar



### WEO

The WEO Plug-In's click-to-connect and self-aligning features facilitate an easy and trouble-free operation. Due to these features, no tools or spanners are needed for installation or maintenance work. Thereby eliminating the need for hand-tool clearance and a new generation of more compact and reliable hydraulic systems can be designed. The innovative features also enable the assembly time to be significantly reduced. WEO fittings are available in sizes 1/4" through 1" with maximum working pressures of up to 350 bar (5075 PSI).



### Fluids

To quickly connect and disconnect are the abilities that products for fluids must have, as well as being leak free. They must also have the ability to withstand the media transferred and to endure the operating conditions they are subjected to, all of which CEJN Fluid products have. CEJN's fluid coupling lineup includes over 20 series of high-quality products in both valved and valveless designs for low- and medium-pressure applications, with a maximum working pressure of 200 bar (2,900 PSI).



### High-Pressure Hydraulics

CEJN has over 40 years of experience in quick connect coupling technology for pressure above 1,000 bar (14,500 PSI). The product offer includes a wide range of products with operating pressures up to 3,000 bar (43,500 PSI). CEJN High-Pressure Hydraulic couplings are specially designed for ultra high pressure applications such as bolt tensioners, torque tools and rescue equipment. The couplings are designed with a non-drip interface to minimize fluid spillage and air inclusion during connection and disconnection. The range also includes high-pressure hydraulic hose in several designs, pressure gauges, porting blocks and adapters.



### Pneumatics

CEJN's Pneumatic product line includes some of the world's best-performing quick connect couplings, blowguns, polyurethane hoses, lightweight and heavy-duty hoses, cable reels and accessories. CEJN offers all the necessary components, from FRL units to compressed air couplings, to ensure reliable compressed air performance worldwide. The standard range feature a strong focus on safety products to create a more secure and productive working environment as well as cost effective features to help lower energy consumption.





## Multi-Console

*- with low connection force*

A Swedish company has developed a mobile bridge that is divided into sections. These sections can be hydraulically connected and disconnected but high connection force due to residual pressure proved to be an initial problem. This was solved by combining two CEJN couplings with low connection force in a small and compact multi-console. And as an additional benefit, the console can be connected under pressure.



## Series X65

*- for aggressive type media*

A special version of Series X65 was made to suit the demands of component testing within the aircraft industry. The special version features EPDM seals, which enable the Series to handle aggressive type media such as skydrol. The special X65 fully complies with the ISO Standard 16028 and its sturdy design perfectly suits the demands of this industry.



**KENNETH KJELLBERG**  
Design Manager

## CEJN at its best

*– Combined expertise the road to success*

We analyze the specific needs for each situation by combining our expertise with the customers' operational know-how. These analyses are then put in the hands of our highly trained staff of product designers and engineers to be turned into efficient quick connect solutions. Together they share several different niche competences and many years of experience in special products adaptations.

All design work is done in modern, state-of-the-art software supported by in-house prototyping and testing facilities. Once the design meets the specifications and it has been tested through software simulations such as FEM and CFD, a prototype is made to put through rigorous laboratory tests and in most cases field tests.

Any kinks or possible flaws are ironed out through an iterative test process before the product is approved for production. Regardless if the request is for a few coupling sets or thousands of mass-produced connectors we put all efforts into the project with a view of total customer satisfaction.

*Translating customer needs into viable product solutions are exciting challenges that we proudly take on on a daily basis!*



## Multi-Console

*- to eliminate cross-connections*


After maintenance work in a paper-mill, cross-connected hydraulic lines where a problem and resulted in discarded paper as well as costly downtimes. The customer wanted a product that could resolve these problems, ensure a proper connection and be able to handle the tough work environment of paper mills. CEJN created a multi-console in stainless steel with our high performing Series X65. A solution that eliminated the problems with cross-connection without compromising on function or performance and is more than capable of handling the demands of tough work environments.



## Extreme low connection force

*-to minimize physical strain*

In hydraulic testing stations, frequent connection and disconnection lead to operator injuries due to physical strain and stress as well as unnecessarily long changeover times. The customer therefore looked for a product that could solve their problems and have a working pressure of 40 MPa. We were able to fulfill all their demands by modifying our Classic Hydraulic range. After a few alterations they were able to work with pressures up to 40 MPa and their extremely low connection force dramatically reduced both the physical stress of operators and changeover times.



## Push-to-connect

*- for robotic handling*

In nuclear power plants, some fluid lines need to be connected and disconnected by robots without any human involvement due to the radioactive environment. The customer therefore needed a push-to-connect product for robotic operation and fulfills the demands of radioactive work environments. A solution was created by designing a unique locking sleeve and changing the material from plated steel to stainless steel, AISI 316. The locking sleeve had special flanges that offered a perfect grip for the robot and the new material suits this type of work environment.





*The Global*  
**Quick Connect Specialist**



FD TOOLS s.r.o.  
Horní Kalná 13  
543 71 Hostinné

[www.fdtools.cz](http://www.fdtools.cz)

Tel/fax: +420 481 311 129  
Mobil: +420 731 517 942  
E-mail: [fdtools@fdtools.cz](mailto:fdtools@fdtools.cz)